


V20 MINI SKID STEER TRENCHER

Available depths 36" & 48"

Maximize your mini skid steer's productivity with the depth adjustment system, anti-flex chain and side shift feature.



CHOOSE FROM THREE MINI SKID MOUNTS:


- MINI UNIVERSAL (All brands except Bobcat® and ASV®)
- BOBCAT® Mini
- ASV® Mini

NOTE: None of the above are compatible with universal skid steer mount.

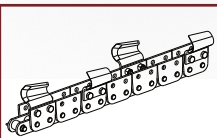
10-18 GPM
RECOMMENDED
FLOW RATE

DIRECT DRIVE
EATON® MOTOR

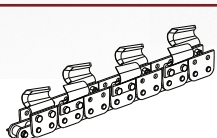
LESS THAN
1650 LB
LOADER OPERATING CAPACITY



CHAIN OPTIONS



SINGLE STANDARD
Cup tooth every other station. Designed for soft to medium soils. For wet and sticky soils such as wet clay.





DOUBLE STANDARD
Cup tooth every station. Designed for soft to medium soils. For sandy, dry, and loosely-packed soils.



70/30 COMBO
70% shark-style teeth with embedded carbide inserts & 30% cup teeth. For soft to hard soils as well as rocky. Most versatile chain style.



50/50 ROCK & FROST
50% cup teeth, 50% replaceable, rotating carbide rock teeth. For rocky soils and frost.



1. 4-POSITION DEPTH ADJUSTMENT SYSTEM ALLOWS OPERATOR TO SET DESIRED TRENCHING DEPTH

2. ANTI-BACK FLEX CHAIN FOR TOUGH DIGGING CONDITIONS

3. MANUAL SIDE-SHIFT & REMOVABLE AUGER FOR TRENCHING CLOSE TO STRUCTURES

4. GREASABLE IDLER BEARING AT TRENCHER BOOM END FOR LONGEVITY

5. STANDARD CRUMBER KEEPS TRENCH BOTTOM CLEAN & SMOOTH

6. BI-DIRECTIONAL CHAIN ROTATION TO EXPEL OBJECTS

	MODEL	CTRN36-18	CTRN48-18
	Dig Depth (in.)	36.0	48.0
	Overall Width (in.): Toro® / Bobcat® / ASV®	41.0 / 41.0 / 49.7	
	Overall Height (in.)	23.0	
	Overall Length (in.)	73.0	86.0
	Side Shift Travel From Center (in.): Toro® / Bobcat® / ASV®	21.0 / 21.0 / 25.0	
	Auger Diameter (in.)	12.5	
	Spoil Auger Discharge Reach (in.)	19.5	
	Optimal Trenching Angle (degrees)	60	
	Recommended Flow Rate (GPM)	10-18	
	Approximate Weight (lbs)	640 ¹	760 ¹
	Recommended Loader Capacity	Greater than 635 lbs	

¹With 70/30 Combo chain. ASV® mount adds approximately 10 pounds and Bobcat® mount adds 15 pounds to model weight.